



Recreation Master Plan

Topline Report

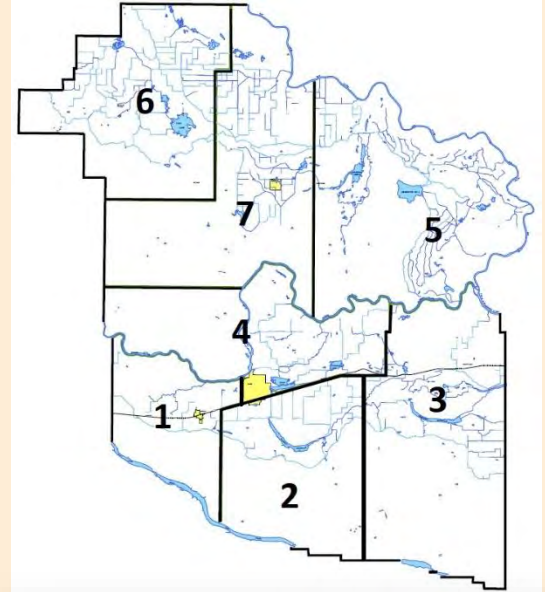
Community Survey Results

August 2019





M.D. of Taber Divisions

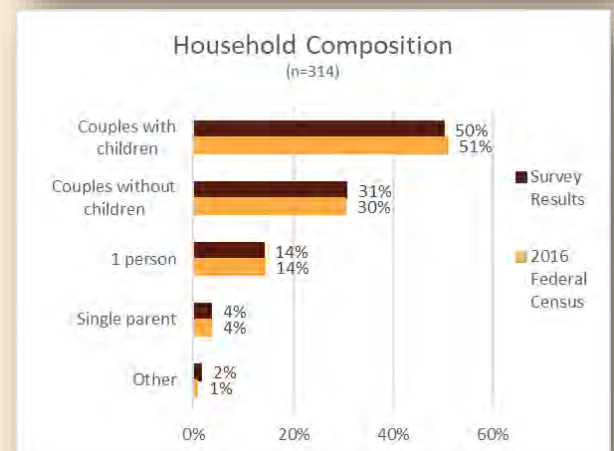
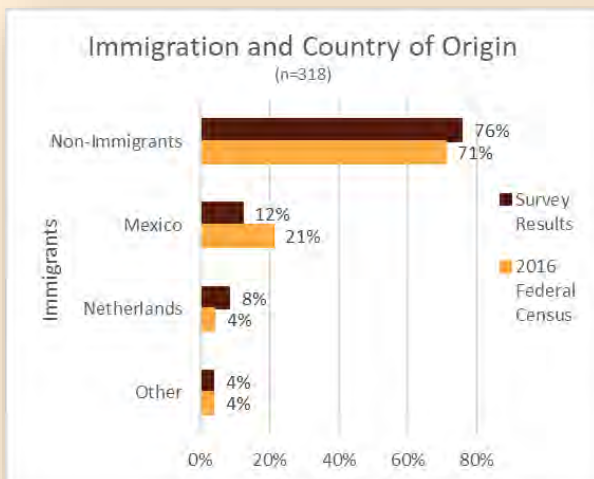
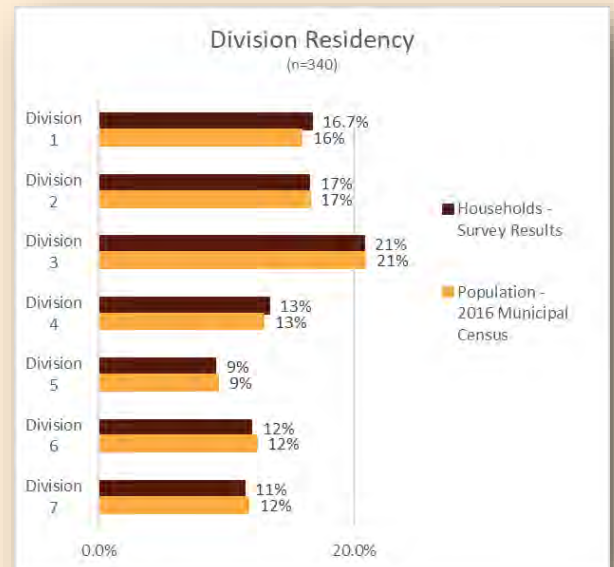


Engaging Residents

The M.D. of Taber conducted a survey of community residents to inform a Recreation Master Plan that is being prepared to assist long term community planning and development.

- The survey was conducted with M.D. of Taber ratepayers and residents in 2019.
- Ratepayers were mailed questionnaire packages and could return completed questionnaires by mail or online. The survey was promoted in the community through various sources and residents were informed to complete an online survey form.
- Responses were obtained from 340 respondent households. The response rate was approximately 18% to 20% depending on the base measure used (1,857 occupied private dwellings in the M.D., 2016 Federal Census, or 1730 ratepayers living in the study area).
- The survey data have been weighted to reflect division residency and household composition within the M.D. of Taber.
- Further information about the survey methodology is presented in the appendix.

This briefing presents a summary of the Community Survey results.

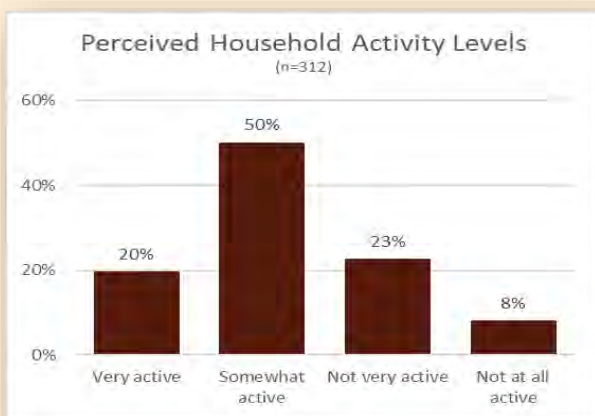




Participating in Recreation

Recreation (and culture) is an important aspect of daily life that enables individuals to become fit, relaxed and energized; engage in enriching activities; enhance relationships; and participate in their communities. On average, residents of the Canadian prairie provinces (aged 15 and older) spend approximately 3.8 hours per day in recreation type activities (leisure, sports, civic, religious, and organizational activities - see appendix).¹ For the average resident, most of this time is spent using technology such as watching television, using computers, and playing video games; however, approximately an hour per day (7 or 8 hours per week) involves other recreation pursuits such as participating in fitness, sports, arts, and hobbies and attending events, reading, volunteering, etc.

- The Community Survey results show that some residents are more involved in recreation pursuits than others. For instance, about one in five survey respondents perceived their households to be very active, while half acknowledge they are somewhat active.



Almost one in three respondents identify their household members to be not very or not at all active. Having children, youth, or younger adults in the household typically results in respondents perceiving higher household activity levels (see appendix), while households that have immigrated from Mexico perceive themselves to be much less active. As individuals age, their interests and involvement in recreation usually change. For instance, older individuals are more likely to be engaged in passive leisure, while older individuals in active pursuits.²

- M.D. residents have diverse interests in recreation activities (see table next page). Even so, there are some activities that are commonly engaged in such as attending festivals and events, going to community parks and playgrounds, and hiking and walking. Notable observations about participation include:
 - A lot of the activities that residents most commonly engage in involve spontaneous/ unstructured participation³ or occur sporadically such as attending events/ festivals, hiking/walking, going to a community park/playground, camping, swimming for leisure, cycling/biking, etc.
 - Quite a few of the most common activities are supported by infrastructure that is operated by the M.D. or organizations in the hamlets (e.g. Rec. Boards) such as going to community parks/playgrounds, hiking/walking, camping, and cycling/biking.
 - Other activities commonly engaged in the M.D. include riding off-road vehicles, shooting, archery, and cross-country skiing.
 - Common facility-based activities that

¹Source: 2015 General Social Survey, Statistics Canada.

²Source: 2015 General Social Survey, Statistics Canada.

³Compared to regular scheduled participation such as registering in an 8-week program that occurs on a specific weekday.



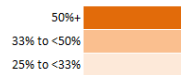
residents participate in are fitness- oriented pursuits, sports programs (ice facilities, gymnasiums, and sports fields), swimming lessons, and curling.

- Many activities mostly take place in Taber and, to a lesser extent, the M.D.; although it should be noted that most of the major

indoor facilities are situated in Taber.

- Lethbridge is a destination for many cultural activities such as performing arts events, visiting museums, and arts programs.
- For the most part, Barnwell, Brooks, and Vauxhall appear to be minor destinations for recreation among M.D. residents.

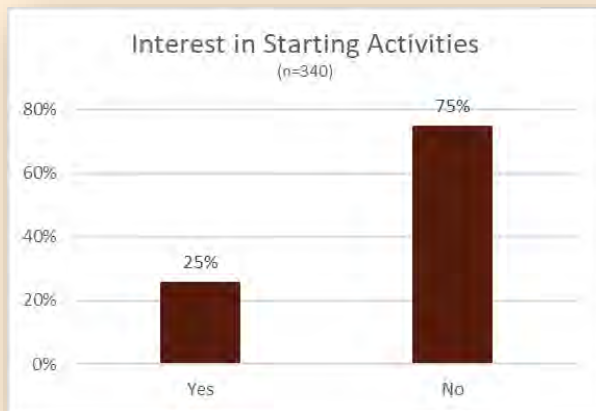
	Participation in Activities								
	% Participating	% Most Likely Participated Locations							
		Local in MD	Barnwell	Taber	Vauxhall	Brooks	Lethbridge	Other	Total
Average	21	22	2	43	9	0	9	14	100
Attending community festivals, events, agricultural exhibitions/rodeos	66	12	2	54	15	1	14	2	100
Going to community park/playground	56	27	5	50	5	0	8	3	100
Hiking/trail walking/walking for leisure and fitness	50	40	1	47	5	0	4	2	100
Swimming for pleasure or leisure	47	13	1	64	9	3	7	3	100
Camping	40	31	0	24	3	2	1	39	100
Going to a musical performance/concert, live theatre/opera/ballet/etc.	37	4	2	20	4	0	44	25	100
Cycling/biking	33	51	3	39	4	0	2	2	100
Involved in sports activities/programs that use indoor/outdoor ice rinks (e.g. ice hockey, ringette, figure skating, etc.)	27	13	0	60	23	0	2	2	100
Fitness - movement/stretching such as aerobics, yoga, Pilates	26	24	3	61	3	0	4	4	100
Riding all-terrain vehicles/off-road vehicles/motorized trail biking	25	52	3	18	10	0	1	17	100
Jogging or running for fitness & leisure	25	44	3	50	2	0	0	1	100
Visiting a museum, art gallery, interpretive centre	24	19	0	13	0	2	28	38	100
Involved in sports activities/programs that use indoor gymnasiums (e.g. basketball, volleyball, badminton, gymnastics, etc.)	24	12	3	55	21	0	4	5	100
Shooting (e.g. target, clay/skeet/trap, bullseye, action, long range, field, rapid fire, etc.)	24	41	1	32	13	0	6	7	100
River boating, rafting, canoeing, kayaking, etc.	24	41	0	24	10	2	2	21	100
Attending craft and hobby courses (e.g. photography, cooking, wood working, painting, quilting, pottery, genealogy, etc.)	22	13	2	60	13	0	14	0	100
Involved in sport activities/programs that use outdoor diamonds (e.g. baseball, softball, slo-pitch, T-ball, etc.)	21	28	2	41	24	0	2	4	100
Fitness training using cardio and weight training equipment	21	21	6	56	10	0	6	2	100
Swimming lessons	18	0	0	68	15	0	8	9	100
Organized socials, meals, and events for seniors (e.g. at a Seniors centre)	16	40	6	32	9	0	1	11	100
Downhill skiing	16	0	0	0	0	0	0	100	100
Organized dances or socials for children, youth or adults	15	26	10	44	11	0	3	5	100
Equestrian, horseback riding activities	14	22	1	56	3	1	3	14	100
Curling	14	0	0	59	36	0	1	3	100
Involved in sports activities/programs that use outdoor rectangular fields (e.g. soccer, football, rugby, Ultimate, etc.)	13	14	1	69	11	0	5	0	100
Attending personal development courses (e.g. continuing education, financial planning, creative writing, baby sitting courses, ESL, etc.)	11	13	1	40	9	0	18	19	100
4-H Clubs	9	23	0	70	6	0	0	0	100
Attending career/job skills development courses (e.g. resume writing, computer skills, leadership, business writing, etc.)	8	30	0	12	0	0	22	35	100
Archery (e.g. target, field, 3D, crossbow, flight, ski, etc.)	8	41	0	44	3	0	2	10	100
Day camps for children or youth	8	27	0	46	11	0	16	0	100
Other children/youth organizations (e.g. Scouts, Girl Guides, etc.)	8	30	3	65	0	0	0	2	100
Snowmobiling	6	22	2	12	4	0	0	60	100
Tennis, pickleball	5	0	0	48	13	0	24	15	100
Involved in performing arts programs/courses (e.g. dance, theatre, music, opera as a performer, director, etc.)	5	8	3	24	21	0	37	9	100
Involved in sports activities/programs that use indoor fields (e.g. indoor soccer, box lacrosse, etc.)	4	0	0	46	9	0	37	9	100
Cross-country skiing	3	45	9	20	0	0	0	26	100
Martial arts, such as karate, judo, tai chi	2	0	15	85	0	0	0	0	100





Approximately one in four respondents indicated that members of their household were interested in starting new recreation activities. The most common types of activities that respondents would like to start are fitness-oriented (fitness training, movement/stretching, etc.), which are typically of interest to older youth and adults rather than children. Other common activities of interest are more multi-generational and include participating in diamond or rectangular field activities, going to performances, engaging in performing arts programs, and learning languages. Some of

Activities of Interest	
	% of Respondents (n=71)
Fitness training	16
Fitness - movement/stretching	12
Baseball/softball/slo-pitch	10
Going to a musical performance/concert, live theatre/opera/ballet/etc.	9
Involved in performing arts programs/courses	9
Soccer, football, rugby	8
Languages	8
Hockey, ice skating	7
Lacrosse	6
Swimming lessons	5
Golf	5
Organized dances or socials for children, youth or adults	4
Cycling/biking	4
Tennis, pickleball	3
Hiking/trail walking/walking for leisure and fitness	3
Shooting	2
Curling	2
Attending craft and hobby courses	2
Attend personal development courses	2
Toddler programs	2
Swimming for pleasure or leisure	2
Other (e.g. 1% or less of respondents)	9



these activities are outdoor, while others are indoor facility-based.

Reasons for not participating in recreation activities, generally centred around having other interests or priorities rather than the lack of program or facility accessibility; even among those who stated that they wanted to start new recreation activities.

Barriers to Recreation			
Barriers		% of Respondents	
		All (n=333)	Interested in Starting Activity (n=85)
Other Interests/ Priorities	Not enough time generally	39	44
	Already too busy with other activities	36	27
	Too many work commitments	23	24
	Too many family commitments	15	11
	Travel a lot	11	16
Program/ Facility Accessibility	Children are not old enough yet	11	17
	Facilities/programs/services are located too far away	12	19
	The right kinds of facilities/programs/services are not available	10	19
	Existing programs do not meet household schedule(s)	10	17
	Not aware of what is available/do not have enough information	8	13
	Current programs/facilities are full	4	11
	Not enough facilities/programs/services available	4	7
Social Inclusion Challenges	There is nothing organized or available	3	5
	Facilities in poor condition	3	3
	Activities too costly	16	27
Lack of Interest	Poor health	8	8
	Not motivated enough to get involved	8	4

It is interesting to note, however, that those respondents interested in starting fitness-oriented activities were more likely to state opportunities are located too far away or not available (see appendix).

"Seniors, hard to do young stuff."
Respondent Comments



Volunteering

Volunteering is an important component of public recreation service delivery within the M.D. of Taber. In many cases, the M.D. works with and supports other volunteer-based organizations to ensure that public recreation services are available to residents.

The survey results suggest that almost half of households (see appendix) within the M.D. have members who volunteer. Indeed, based on the survey findings, the average M.D. household volunteers about 55 hours per year (or approximately 100,000 hours among all households); much of which occurs in the M.D. and hamlets.

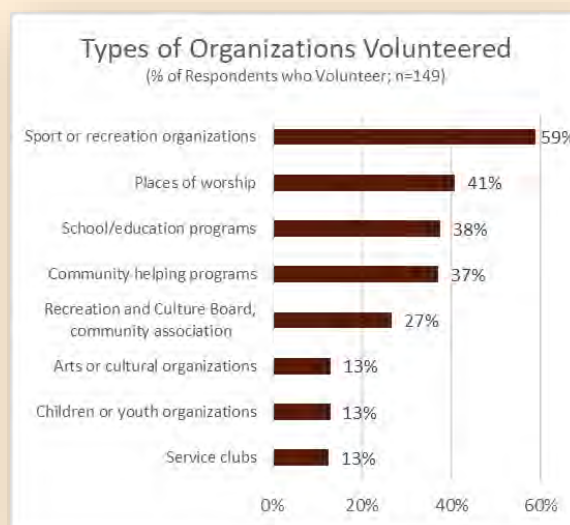
Average Hours of Volunteering (All respondents; n=330)	
	Average
M.D. of Taber and Hamlets	19
Barnwell	1
Taber	22
Vauxhall	10
Lethbridge	1
Other	2
Total	55

While volunteering is common throughout the M.D., it is much less so among Div. 3 residents and those who have immigrated from Mexico (see appendix).

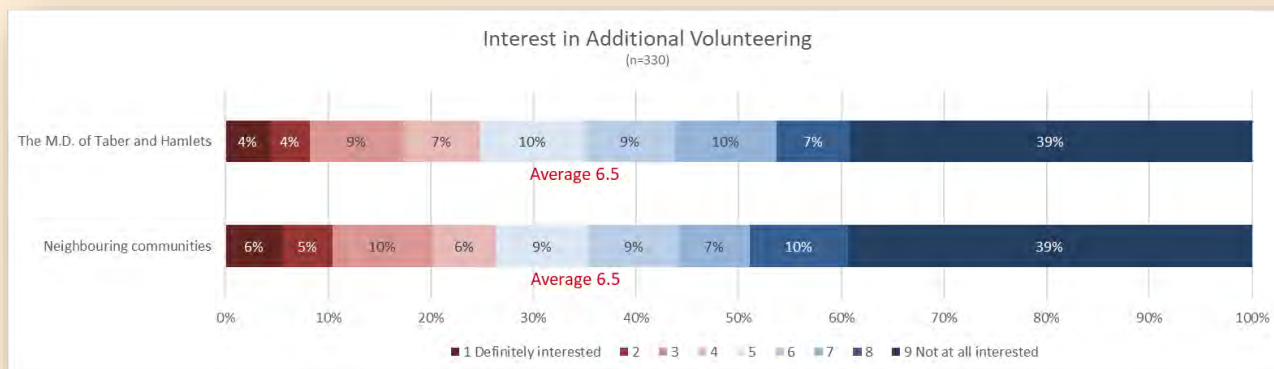
Community Development Approach to Service Delivery

Municipalities provide supports that enhance and build capacity for involvement and engagement of citizens and community-based organizations to initiate, develop, and administer programs, services, and facilities to the community.

Volunteering interests are varied; however, many residents volunteer for sport or recreation organizations (including Boards and community associations), arts and cultural organizations, and children and youth organizations.



Some survey respondents indicated interest in volunteering more within the M.D., mainly to ensure that services continue to be available close to home (see appendix); but also, in neighbouring communities, typically for organizations that serve their recreation interests.





Using Recreation Facilities Programs, & Services

Facilities Used		% of Respondents (n=131)
In the M.D.	M.D. of Taber Park	60
	Pathway between the M.D. of Taber Park and the Town of Taber	27
	Grand Forks Park & Campground	15
	MD Gun/Archery Range	11
	Vauxhall – Lions Park (campground)	9
In Enchant	Motocross Track	3
	Enchant Municipal Park	18
	Enchant ball/softball diamond(s)	11
	Enchant Community Centre	10
	Enchant Golf Course	8
In Grassy Lake	Enchant Community Library	7
	Enchant Seniors Centre	5
	School gymnasium, sport fields, tracks, etc.	4
	Enchant Ice Arena	3
	Community Hall	16
In Hays	Grassy Lake ball/softball diamond(s)	9
	Grassy Lake Community Library	8
	School gymnasium, sport fields, tracks, etc.	6
	Gym (at community hall)	5
	Centennial Park Municipal Campground	5
In Taber	Archery Club	2
	Arena	1
	Civic Centre (community hall)	9
	Multipurpose Building (arena)	7
	Hays Campground	6
	Seniors Centre	5
	Hays Library	5
	Hays ball/softball diamond(s)	4
	School gymnasium, sport fields, track, etc.	3
	Hays Chip n' Putt	3
Arts & Craft Society	2	
In Vauxhall	Aquafun Centre	50
	Arenas	35
	Walking trails in town	31
	Auditorium	30
	Taber Agriplex	28
	Trout Pond	27
	Taber Public Library	25
	Ken McDonald Memorial Sports Complex (ball diamonds and rectangular fields)	25
	Spray park	25
	School gymnasiums, sport fields, tracks, etc.	22
	Taber Golf Course	20
	Fitness clubs/gyms/yoga studios/martial arts studios	16
	Curling Club	12
	Taber Gymnastic Club	12
	Parkside Manor Seniors Centre	11
Skatepark	7	
In Barnwell	Taber Pistol and Revolver Club	4
	Taber Arts and Crafts Centre	4
	Taber Archery Range	3
	Tennis Courts	2
	Vauxhall Arena	20
	Ball/softball diamonds	14
	Outdoor pool	13
In Vauxhall	Vauxhall Golf Course	12
	School gymnasiums, sport fields, tracks, etc.	11
	Curling Club	7
	Vauxhall Public Library	6
	Vauxhall Seniors Centre	4
	Tennis courts/pickleball courts	2
	School gymnasiums, sport fields, tracks, etc.	9
In Barnwell	Barnwell Library	8
	Seniors Centre	3
	Ball diamond(s)	3
	Skateboard park	1
	Yoga club	0

Survey respondents were asked about use of specific recreation facilities in the M.D., hamlets, and Barnwell, Taber, and Vauxhall.

- Survey responses reveal that outdoor amenities in the M.D. are important resources to residents; particularly the M.D. of Taber Park and the pathway between the Park and the Town of Taber. Indeed, of all the facilities examined in the survey, the M.D. of Taber was used the most among respondents.
- Within the hamlets (Enchant, Grassy Lake, Hays), community halls, sport fields, and parks are most used.
- Facilities in the Town of Taber are used by many respondents, which suggests that the community is a major recreation destination for M.D. residents.
- Based on respondents' facility use, the Town of Vauxhall is the secondary destination for recreation services.
- Facilities in Barnwell are used by small portions of M.D. residents.

Detailed analysis of the results reveals residential proximity likely influences facility use (see appendix for data):

- Enchant facilities are mainly used by Div. 6 residents, Grassy Lake facilities by Div. 3 residents, and Hays facilities by Div. 5 residents.
- Div. 2 residents are more likely to use Taber facilities, Divs. 5, 6, and 7 residents to use Vauxhall facilities, and Divs. 1 and 4 residents to use Barnwell facilities.

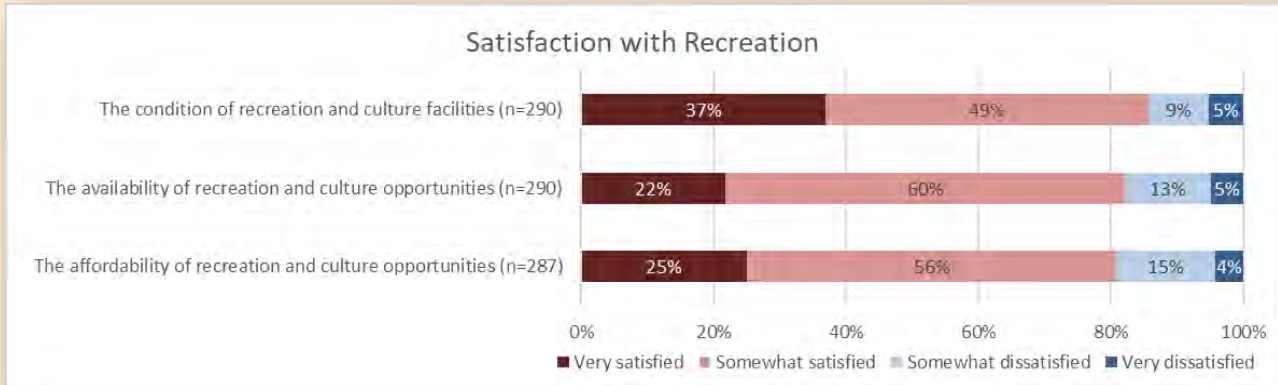
"Recreation programs and adequate facilities are key to helping children remain active, healthy, and engaged."

Respondent Comments



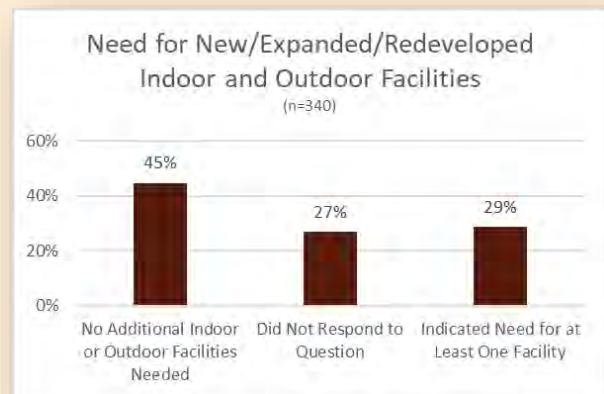
For the most part, survey respondents expressed satisfaction with recreation facilities and opportunities (e.g. programs and services). Indeed, approximately four in five respondents

indicated satisfaction with the condition of facilities and the availability and affordability or recreation opportunities; although most respondents stated being somewhat rather than very satisfied.



Investing in Recreation

Survey respondents were provided an opportunity to identify additional (new/expanded/redeveloped) indoor or outdoor facilities that are needed to better serve their households' needs. Almost half of respondents specifically indicated that no additional facilities are needed. Approximately a quarter of respondents did not answer the question. However, about three in ten respondents identified facilities that they think are needed.



Detailed analysis reveals that the following groups were more likely to identify need for additional facilities:

- Respondents living in Divs. 1, 2, 3, and 4.
- Households with children or youth (see appendix).
- Households that perceive members to be very or somewhat active in recreation.

	Need for Additional Facilities						
	Divisions (% of Respondents)						
	1 (n=55)	2 (n=56)	3 (n=69)	4 (n=45)	5 (n=32)	6 (n=41)	7 (n=39)
No facilities needed	42	48	35	47	56	39	46
Did not answer	24	18	33	22	31	39	33
Facilities Identified	35	34	32	31	13	22	21
Total	100	100	100	100	100	100	100

"We are a small rural community. New facilities would be great, but at what expense. Building them is only one aspect, maintenance and operating expense is another whole issue. We don't need to have everything that Lethbridge and Medicine Hat has."

Respondent Comments



New/Expanded/Redeveloped Facilities Needed					
(n=37)					
	% of Responses				
	% of Responses	Local area/ community	Barnwell	Taber	Vauxhall
Totals	100	26	3	60	11
Trails/pathways	13	7	1	4	1
Upgrade/more Taber Arena/rinks	11	0	0	11	0
Indoor soccer (box lacrosse) facility	11	1	0	9	1
Recreation/multi-use centre (pools, fitness gym, studios, rinks, indoor track, indoor fields, etc.)	7	0	0	7	0
Indoor tracks	7	0	0	6	1
Fitness gym	5	2	1	0	2
Ice rink	5	4	1	0	0
Theatre/performing arts centre	4	0	0	4	0
Spraypark	3	3	0	0	0
Bike park	3	3	0	0	0
Repair to Vauxhall arena/curling/community centre	2	0	0	0	2
More campgrounds	2	0	0	2	0
Playground	2	1	0	0	1
Other*	26	5	0	17	3

*See appendix for full list of facilities identified.

Additional facilities (new/expanded/redeveloped) most commonly suggested by respondents were trails/pathways, update/more Taber Arena/ rinks, and indoor soccer (box lacrosse) facilities.

Trails and pathways were mainly identified for local areas/within the M.D., while upgrades/more Taber arenas/rinks and indoor soccer (box lacrosse) facility were noted for Taber.

A smaller portion of respondents identified a multi-use recreation centre and indoor track for Taber.

It should be noted that although the above observations identify common responses, they represent small portions of all survey respondents.⁴

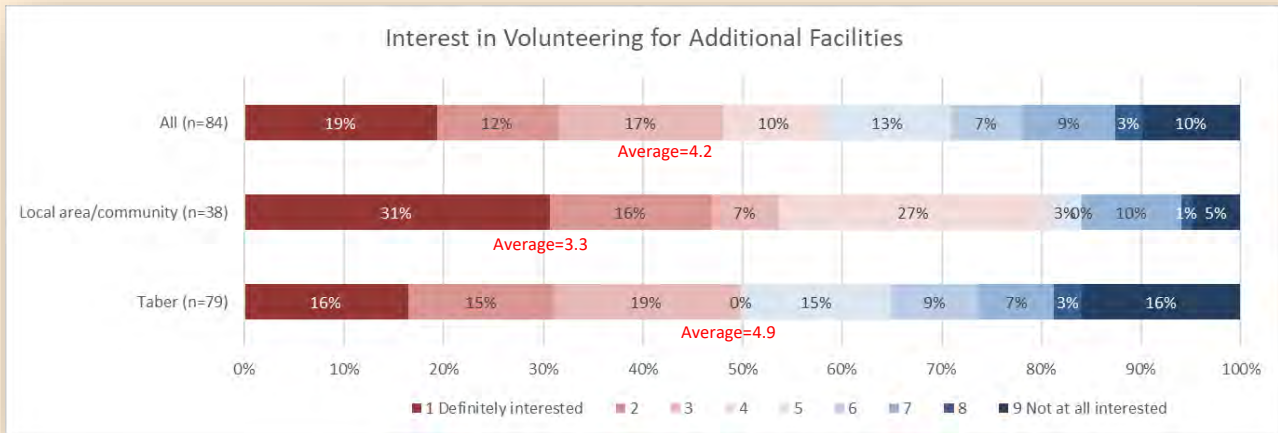
Further analysis of the data suggests that some respondents' identified facilities they would prefer were located closer to where they live. For instance:

- Div. 3 respondents identified trails/pathways and an ice rink.
- Div. 6 respondents identified a fitness gym.

Notable Divisions for Indicating Need for Specific Facilities							
	DIVISIONS						
	1	2	3	4	5	6	7
Trails/pathways							
Upgrade/more Taber Arena/rinks							
Indoor soccer (box lacrosse) facility							
Indoor tracks							
Recreation/multi-use centre							
Fitness gym							
Ice rink							

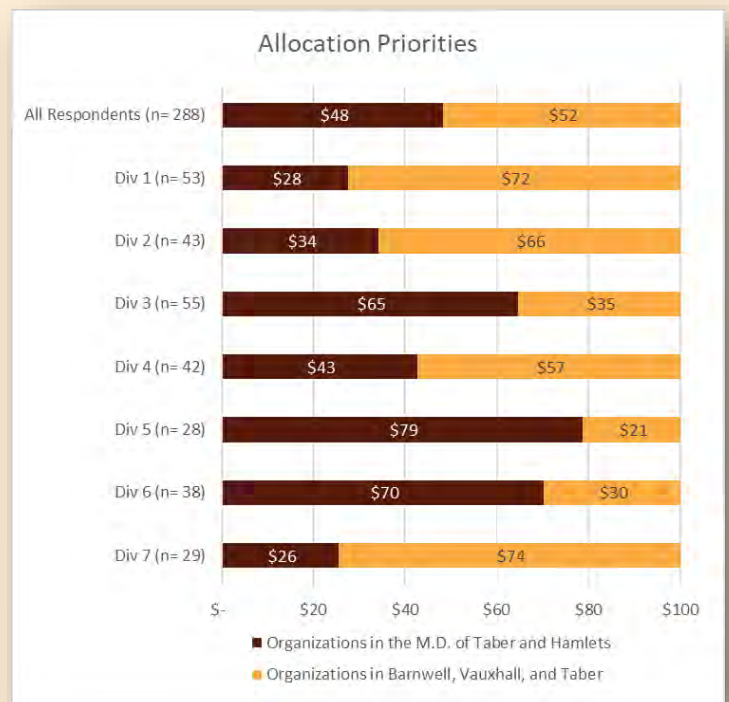
Respondents who have immigrated from Mexico identified the need for fitness gyms, ice rinks, more campgrounds, trails/pathways, and improving diamonds; mainly to be within their local area/communities (see appendix).

⁴Note: The 13% of respondents stating pathways/trails are needed in the above table represents 5% of all respondents to the survey.



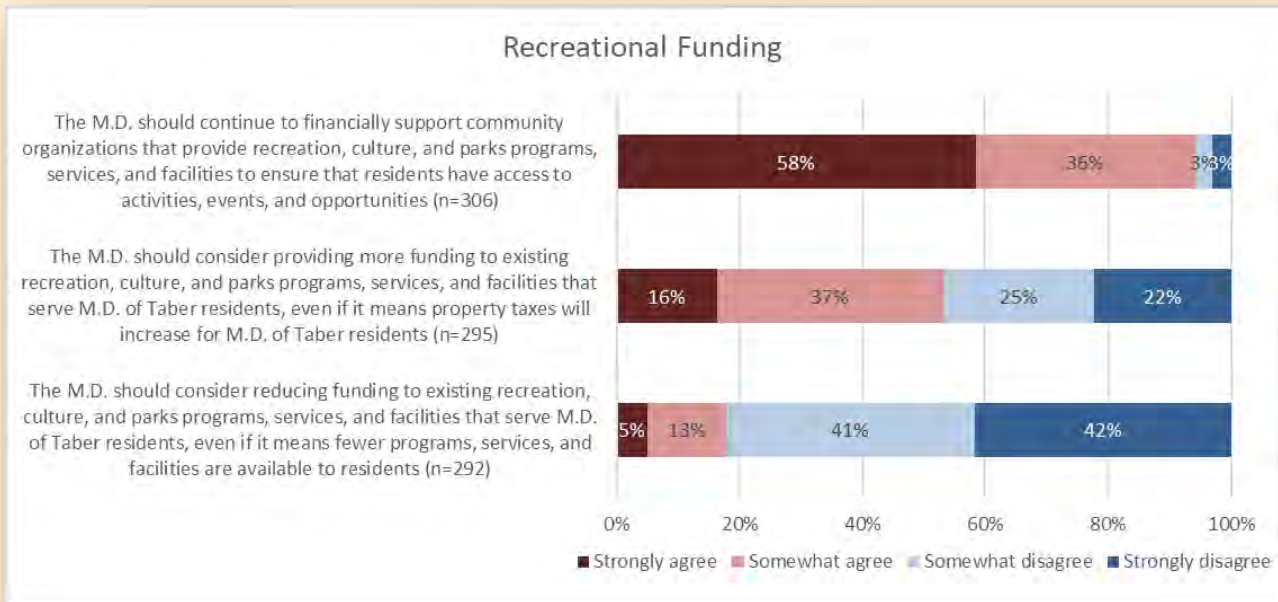
Respondents who stated need for additional facilities were asked about their interest in volunteering to raise funds for or operate the facilities. Most of these respondents expressed interest in helping with additional facilities; especially facilities that would be located in their local area/community.

To gauge priorities for where public recreation programs, services and facilities might be best provided, survey respondents were asked to allocate \$100 to either organizations located in the M.D. of Taber/hamlets or in Barnwell, Vauxhall, and Taber. Based on the allocations, respondents placed similar value on recreation programs, facilities and services being provided in the M.D. and hamlets and the urban communities. However, Divs 3, 5, and 6 (or those located in the northeast, northwest, and southwest corners of the M.D.) were significantly more likely to allocate more funding to organizations in local areas/communities than in the urban communities.



"All of these types of activities mentioned in this questionnaire are all part of what makes a community a community as well as help build community. Whether or not my family participates in all of those mentioned is not really important to us...we would still like to see them available for those that do participate. If they are not fairly accessible, we will see further migration into larger centres for these types of events and happenings which will have a direct affect on our sense of community both literally and figuratively."

Respondent Comments

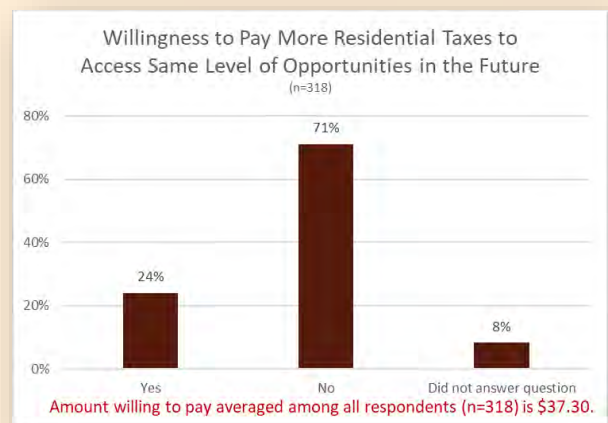


Most survey respondents acknowledge that the M.D. should financially support community recreation organizations to ensure residents have access to activities, events, and organizations. As well, most respondents disagree that the M.D. should reduce funding to recreation, even if it means fewer programs, services, and facilities are available to residents. However, when it comes to the M.D. providing more funding, respondents are somewhat apprehensive; especially if it means property taxes would increase.

Respondents were directly asked if they would be willing to pay more in residential taxes so that residents can continue to access the same level of public recreation, culture, and parks opportunities in the future. To this question, most respondents said no. However, almost a quarter of respondents said yes and, based on the additional amount they would be willing to pay, the average increase to all households in

The M.D. would be \$37.30 (average calculated to all respondents, including those who indicated no or did not answer the question).

Further analysis reveals that respondents who indicated they would be willing to spend more on property taxes were much more likely to perceive their households as being very or somewhat active in recreation (see appendix).



"We would not be willing to pay the money as we are not currently getting what we need from the options and often end up on wait lists."

Respondent Comments



Communicating with Residents

Most respondents tend to receive information about recreation programs, services, and facilities from family and friends. However, many would prefer to receive information directly from the M.D. of Taber through its newsletter and, to a lesser degree, its website.

"The MD website to be a go-to location for all activities and projects going on in the MD.."

Respondent Comments

	Currently	Preference
Family and friends	58	34
M.D. of Taber newsletter	35	46
Newspapers	34	28
The Internet generally	31	31
School newsletters	16	13
M.D. of Taber website	12	22
Radio stations	11	11
Other	10	12
Other municipal websites	2	3

Summarizing Remarks

The Community Survey conducted for the M.D. of Taber Recreation Master Plan enables members of the general public an opportunity to provide input and perspectives on issues about recreation and culture within the community.

The survey results suggest that residents value the involvement of the M.D. of Taber in public recreation. For instance, the vast majority of survey respondents agreed that the M.D. should continue to financially support recreation to ensure residents have access to opportunities. They also acknowledge that support is needed for recreation services located within the M.D., as well as Barnwell, Vauxhall, and Taber.

"Without the M.D. of Taber's support many small community facilities would be forced to shut down. Our small communities are great place to live."

"Living so close to Taber (5 min), we access a lot of our services through Taber, so I hope that the MD of Taber is able to help support those services through my taxes. I think money should be focused on building up and maintaining those services and buildings that are being accessed and used."

Respondents' Comments

It is also evident from the survey results that spontaneous activities that occur outdoors such as going to a park/playground, walking/hiking, biking, or boating are commonly participated in among many residents. Parks and open spaces, whether community parks in hamlets, the M.D. of Taber Park, or other outdoor spaces, support these interests. The new pathway between the M.D. of Taber Park and the Town of Taber is also popular among residents and interest appears to be growing for more of this type of service being offered.

"The walking path at the enchant park is in dire need of being repaired. It is used frequently and must be maintained. It is not only used for the campers but local community members and also the school. It is in very bad shape."

Respondent Comments



There are many other recreation interests apparent among residents whether it is going to festival/events/arts performances, participating in sports or fitness-oriented activities, or being involved in arts, crafts, and hobbies. However, many of the activities that are indoor facility-based are engaged in within the town of Taber. This may not be surprising since many of these facilities are situated in Taber.

The most common activities that residents are interested in starting are fitness-oriented (fitness training/movement), diamond and rectangular field sports, and arts (attending events and performing arts programs/courses). For fitness-oriented activities, the survey results suggest that current access impedes some residents from participating; mainly because they would prefer to have opportunities closer to home.

Actually, few services gaps were identified in the survey beyond having or improving fitness-oriented opportunities and facilities that support spontaneous activities (trails/pathways, parks, ice rinks, playgrounds, etc.) closer to home; notably in Divs. 3 and 6. Some residents expressed interest for improving ice rink opportunities, having indoor rectangular fields, and, possibly, enhancing/ developing a multi-use facility in Taber; however, these were of interest to small portions of respondents in the survey.

Many M.D. residents volunteer (e.g. estimated total of 100,000 hours per year) and their efforts contribute to the provision of recreation services. While there is some interest to volunteer more among residents, it is likely to be directed toward organizations, activities, and developments that household members involved in. Even so, residents recognize that volunteering is an important aspect of ensuring that public recreation is available within their local areas/communities.

"Please do not spend our tax dollars in Taber and Vauxhall - they should use volunteers as we do."

Respondent Comments

When asked about increases in property taxes to support public recreation, there was hesitancy observed in the responses provided by residents. Indeed, most survey respondents indicated that they would not be willing to pay more in residential taxes so that residents can continue to access the same level of public recreation, culture, and parks opportunities in the future. Nonetheless, most respondents disagreed that the M.D. should reduce funding to recreation, even if it means fewer programs, services, and facilities are available to residents.

"A large number of md residents use facilities in the towns. We should ensure that we are paying our fair share for use and upkeep."

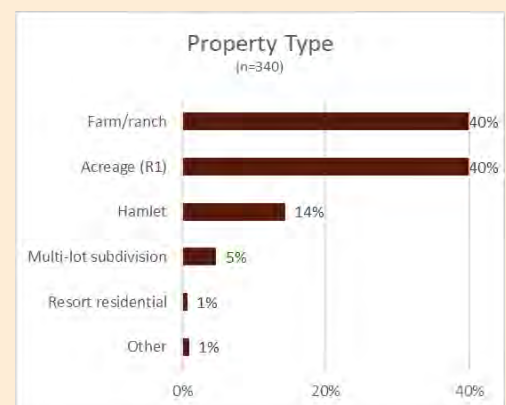
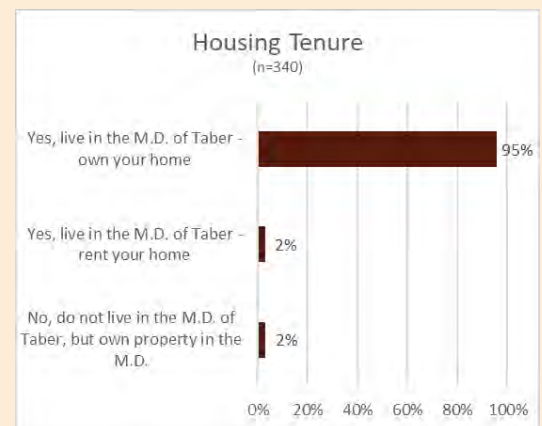
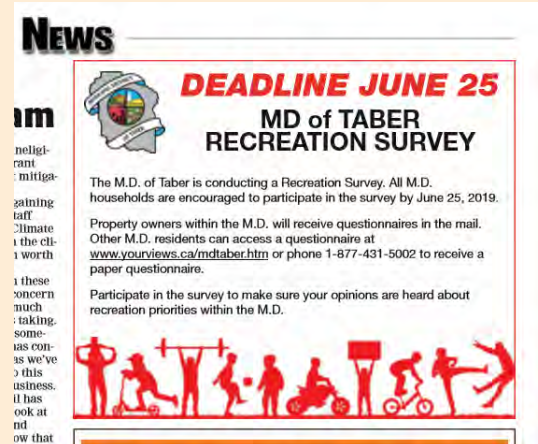
Respondent Comments



APPENDICES

Survey Methodology

- The Community Survey was conducted with M.D. of Taber ratepayers and residents between May 26 and July 26, 2019.
- Using the M.D. of Taber property tax roll, respondents were mailed a questionnaire and self-addressed postage paid envelope. Respondents could complete the questionnaire and return it by mail or fill it out using an online survey form.
- The survey was also promoted to residents using various methods such as articles in the M.D. of Taber newsletter, website and social media links, and newspaper advertisements to encourage participants to fill out completed questionnaires for the survey. This process enabled residents who might not have been sent a questionnaire to participate in the survey, including renters.
- The original deadline for completing the survey was June 25, 2019, which was extended to July 26, 2019.
- HarGroup consultants designed survey instruments.
- In the instructions for the survey, households were asked to have one adult member respond to the survey questions on behalf of the household. The questions in the survey asked about issues related to all members in the household (including children/youth) and an adult member of the household is more likely to have the capacity to answer these questions compared to children or youth within the household.





Survey Questionnaire



Online Survey Access Code: NNNNNN

Recreation Master Plan
Community Survey

INSTRUCTIONS

- This survey is about recreation, culture, and parks programs, services and facilities for M.D. of Taber residents.
- The questionnaire should be filled out by a female or male head of household.
- Most of the questions can be answered with check marks () or by writing in your comments or responses.
- If you do not know the answer to a question or it does not apply to your situation, please do not respond to it.
- All information that you provide in the survey will be kept strictly confidential.
- Please return your completed questionnaire by *June 25, 2019*.
- You can fill out this questionnaire and return it in the enclosed postage paid self-addressed envelope. Or, you can complete a questionnaire at www.yourviews.ca/mdtaber.htm. You will need to enter the access code shown above this instruction box.
- Throughout this questionnaire, there are references to:
 - 'your household members' – This term is meant to represent you and the other members of your household.
 - 'your local area/community' – This term represents in the M.D. of Taber or hamlets (Enchant, Grassy Lakes, Hays, Johnson's Addition, and Purple Springs).

A. Living in the M.D. of Taber

The following questions will give us insight into residents' opinions throughout the M.D.

A1. Does your household live in the M.D. of Taber?

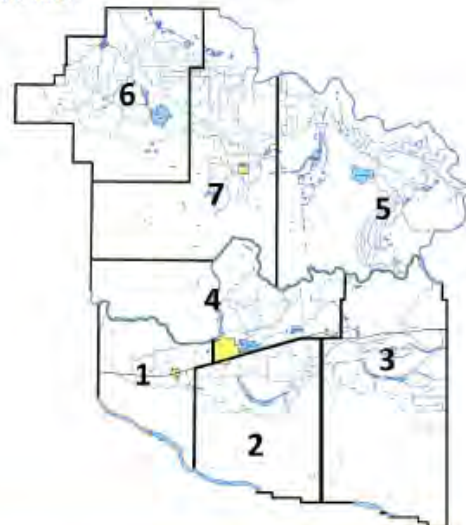
(Choose one response only)

- Yes, live in the M.D. of Taber – own your home No, do not live in the M.D. of Taber, but own property in the M.D.
 Yes, live in the M.D. of Taber– rent your home

A2. Please indicate in which area you live or own property?

(Choose one response only, you can find a larger map on the back of your introduction letter)

- | | |
|--|--|
| <input type="checkbox"/> Division 1 | <input type="checkbox"/> Division 4 – Purple Springs |
| <input type="checkbox"/> Division 1 – Johnson's Addition | <input type="checkbox"/> Division 5 |
| <input type="checkbox"/> Division 2 | <input type="checkbox"/> Division 5 - Hays |
| <input type="checkbox"/> Division 3 | <input type="checkbox"/> Division 6 |
| <input type="checkbox"/> Division 3 –Grassy Lake | <input type="checkbox"/> Division 6 - Enchant |
| <input type="checkbox"/> Division 4 | <input type="checkbox"/> Division 7 |



A3. Please select the option that most closely describes your primary residence where you live or own property.

(Choose one response only)

- | | |
|--|--|
| <input type="checkbox"/> Farm/ranch | <input type="checkbox"/> Multi-unit residential building |
| <input type="checkbox"/> Acreage (R1) | <input type="checkbox"/> Resort residential |
| <input type="checkbox"/> Multi-lot subdivision | <input type="checkbox"/> Colony |
| <input type="checkbox"/> Mobile home park | <input type="checkbox"/> Other: _____ |
| <input type="checkbox"/> Hamlet | _____ |

Residents living in the M.D. have many different interests and needs. Understanding these differences (as well as the similarities) will help us make informed decisions about future programs and services. Please answer as many questions as possible so we know how best to set priorities.



CONFIDENTIAL

B. Use of Recreation and Culture Programs, Services, and Facilities

B1. We would like to understand your household's current involvement in recreation and cultural activities/programs.

- a. Please indicate (☑) if household members have participated in/used the following in the **past 12 months**.
- b. For activities participated in/used: Where does participation or use **most often** occur? (Choose one response only)

	a. ☑ if participated/ used in past year	b. ☑ location of participation/use						
		Local area/ community	Barnwell	Taber	Vauxhall	Brooks	Lethbridge	Other
Attending community festivals, events, agricultural exhibitions/rodeos	<input type="checkbox"/> If yes →	<input type="checkbox"/> 1	<input type="checkbox"/> 2	<input type="checkbox"/> 3	<input type="checkbox"/> 4	<input type="checkbox"/> 5	<input type="checkbox"/> 6	<input type="checkbox"/> 7
Attending craft and hobby courses (e.g. photography, cooking, wood working, painting, quilting, pottery, genealogy, etc.)	<input type="checkbox"/> If yes →	<input type="checkbox"/> 1	<input type="checkbox"/> 2	<input type="checkbox"/> 3	<input type="checkbox"/> 4	<input type="checkbox"/> 5	<input type="checkbox"/> 6	<input type="checkbox"/> 7
Curling	<input type="checkbox"/> If yes →	<input type="checkbox"/> 1	<input type="checkbox"/> 2	<input type="checkbox"/> 3	<input type="checkbox"/> 4	<input type="checkbox"/> 5	<input type="checkbox"/> 6	<input type="checkbox"/> 7
Equestrian, horseback riding activities	<input type="checkbox"/> If yes →	<input type="checkbox"/> 1	<input type="checkbox"/> 2	<input type="checkbox"/> 3	<input type="checkbox"/> 4	<input type="checkbox"/> 5	<input type="checkbox"/> 6	<input type="checkbox"/> 7
Cycling/biking	<input type="checkbox"/> If yes →	<input type="checkbox"/> 1	<input type="checkbox"/> 2	<input type="checkbox"/> 3	<input type="checkbox"/> 4	<input type="checkbox"/> 5	<input type="checkbox"/> 6	<input type="checkbox"/> 7
Hiking/trail walking/walking for leisure and fitness	<input type="checkbox"/> If yes →	<input type="checkbox"/> 1	<input type="checkbox"/> 2	<input type="checkbox"/> 3	<input type="checkbox"/> 4	<input type="checkbox"/> 5	<input type="checkbox"/> 6	<input type="checkbox"/> 7
Jogging or running for fitness & leisure	<input type="checkbox"/> If yes →	<input type="checkbox"/> 1	<input type="checkbox"/> 2	<input type="checkbox"/> 3	<input type="checkbox"/> 4	<input type="checkbox"/> 5	<input type="checkbox"/> 6	<input type="checkbox"/> 7
Organized dances or socials for children, youth or adults	<input type="checkbox"/> If yes →	<input type="checkbox"/> 1	<input type="checkbox"/> 2	<input type="checkbox"/> 3	<input type="checkbox"/> 4	<input type="checkbox"/> 5	<input type="checkbox"/> 6	<input type="checkbox"/> 7
Going to community park/playground	<input type="checkbox"/> If yes →	<input type="checkbox"/> 1	<input type="checkbox"/> 2	<input type="checkbox"/> 3	<input type="checkbox"/> 4	<input type="checkbox"/> 5	<input type="checkbox"/> 6	<input type="checkbox"/> 7
Visiting a museum, art gallery, interpretive centre	<input type="checkbox"/> If yes →	<input type="checkbox"/> 1	<input type="checkbox"/> 2	<input type="checkbox"/> 3	<input type="checkbox"/> 4	<input type="checkbox"/> 5	<input type="checkbox"/> 6	<input type="checkbox"/> 7
Going to a musical performance/concert, live theatre/opera/ballet/etc.	<input type="checkbox"/> If yes →	<input type="checkbox"/> 1	<input type="checkbox"/> 2	<input type="checkbox"/> 3	<input type="checkbox"/> 4	<input type="checkbox"/> 5	<input type="checkbox"/> 6	<input type="checkbox"/> 7
River boating, rafting, canoeing, kayaking, etc.	<input type="checkbox"/> If yes →	<input type="checkbox"/> 1	<input type="checkbox"/> 2	<input type="checkbox"/> 3	<input type="checkbox"/> 4	<input type="checkbox"/> 5	<input type="checkbox"/> 6	<input type="checkbox"/> 7
Riding all-terrain vehicles/off-road vehicles/motorized trail biking	<input type="checkbox"/> If yes →	<input type="checkbox"/> 1	<input type="checkbox"/> 2	<input type="checkbox"/> 3	<input type="checkbox"/> 4	<input type="checkbox"/> 5	<input type="checkbox"/> 6	<input type="checkbox"/> 7
Snowmobiling	<input type="checkbox"/> If yes →	<input type="checkbox"/> 1	<input type="checkbox"/> 2	<input type="checkbox"/> 3	<input type="checkbox"/> 4	<input type="checkbox"/> 5	<input type="checkbox"/> 6	<input type="checkbox"/> 7
Shooting (e.g. target, clay/skeet/trap, bullseye, action, long range, field, rapid fire, etc.)	<input type="checkbox"/> If yes →	<input type="checkbox"/> 1	<input type="checkbox"/> 2	<input type="checkbox"/> 3	<input type="checkbox"/> 4	<input type="checkbox"/> 5	<input type="checkbox"/> 6	<input type="checkbox"/> 7
Archery (e.g. target, field, 3D, crossbow, flight, ski, etc.)	<input type="checkbox"/> If yes →	<input type="checkbox"/> 1	<input type="checkbox"/> 2	<input type="checkbox"/> 3	<input type="checkbox"/> 4	<input type="checkbox"/> 5	<input type="checkbox"/> 6	<input type="checkbox"/> 7
Cross-country skiing	<input type="checkbox"/> If yes →	<input type="checkbox"/> 1	<input type="checkbox"/> 2	<input type="checkbox"/> 3	<input type="checkbox"/> 4	<input type="checkbox"/> 5	<input type="checkbox"/> 6	<input type="checkbox"/> 7
Downhill skiing	<input type="checkbox"/> If yes →	<input type="checkbox"/> 1	<input type="checkbox"/> 2	<input type="checkbox"/> 3	<input type="checkbox"/> 4	<input type="checkbox"/> 5	<input type="checkbox"/> 6	<input type="checkbox"/> 7
Tennis, pickleball	<input type="checkbox"/> If yes →	<input type="checkbox"/> 1	<input type="checkbox"/> 2	<input type="checkbox"/> 3	<input type="checkbox"/> 4	<input type="checkbox"/> 5	<input type="checkbox"/> 6	<input type="checkbox"/> 7
Swimming for pleasure or leisure	<input type="checkbox"/> If yes →	<input type="checkbox"/> 1	<input type="checkbox"/> 2	<input type="checkbox"/> 3	<input type="checkbox"/> 4	<input type="checkbox"/> 5	<input type="checkbox"/> 6	<input type="checkbox"/> 7
Swimming lessons	<input type="checkbox"/> If yes →	<input type="checkbox"/> 1	<input type="checkbox"/> 2	<input type="checkbox"/> 3	<input type="checkbox"/> 4	<input type="checkbox"/> 5	<input type="checkbox"/> 6	<input type="checkbox"/> 7
4-H Clubs	<input type="checkbox"/> If yes →	<input type="checkbox"/> 1	<input type="checkbox"/> 2	<input type="checkbox"/> 3	<input type="checkbox"/> 4	<input type="checkbox"/> 5	<input type="checkbox"/> 6	<input type="checkbox"/> 7
Other children/youth organizations (e.g. Scouts, Girl Guides, etc.)	<input type="checkbox"/> If yes →	<input type="checkbox"/> 1	<input type="checkbox"/> 2	<input type="checkbox"/> 3	<input type="checkbox"/> 4	<input type="checkbox"/> 5	<input type="checkbox"/> 6	<input type="checkbox"/> 7
Day camps for children or youth	<input type="checkbox"/> If yes →	<input type="checkbox"/> 1	<input type="checkbox"/> 2	<input type="checkbox"/> 3	<input type="checkbox"/> 4	<input type="checkbox"/> 5	<input type="checkbox"/> 6	<input type="checkbox"/> 7
Involved in performing arts programs/courses (e.g. dance, theatre, music, opera as a performer, director, etc.)	<input type="checkbox"/> If yes →	<input type="checkbox"/> 1	<input type="checkbox"/> 2	<input type="checkbox"/> 3	<input type="checkbox"/> 4	<input type="checkbox"/> 5	<input type="checkbox"/> 6	<input type="checkbox"/> 7
Involved in sport activities/programs that use outdoor diamonds (e.g. baseball, softball, slo-pitch, T-ball, etc.)	<input type="checkbox"/> If yes →	<input type="checkbox"/> 1	<input type="checkbox"/> 2	<input type="checkbox"/> 3	<input type="checkbox"/> 4	<input type="checkbox"/> 5	<input type="checkbox"/> 6	<input type="checkbox"/> 7
Involved in sports activities/programs that use indoor gymnasiums (e.g. basketball, volleyball, badminton, gymnastics, etc.)	<input type="checkbox"/> If yes →	<input type="checkbox"/> 1	<input type="checkbox"/> 2	<input type="checkbox"/> 3	<input type="checkbox"/> 4	<input type="checkbox"/> 5	<input type="checkbox"/> 6	<input type="checkbox"/> 7
Involved in sports activities/programs that use indoor/outdoor ice rinks (e.g. ice hockey, ringette, figure skating, etc.)	<input type="checkbox"/> If yes →	<input type="checkbox"/> 1	<input type="checkbox"/> 2	<input type="checkbox"/> 3	<input type="checkbox"/> 4	<input type="checkbox"/> 5	<input type="checkbox"/> 6	<input type="checkbox"/> 7
Involved in sports activities/programs that use outdoor rectangular fields (e.g. soccer, football, rugby, Ultimate, etc.)	<input type="checkbox"/> If yes →	<input type="checkbox"/> 1	<input type="checkbox"/> 2	<input type="checkbox"/> 3	<input type="checkbox"/> 4	<input type="checkbox"/> 5	<input type="checkbox"/> 6	<input type="checkbox"/> 7
Involved in sports activities/programs that use indoor fields (e.g. indoor soccer, box lacrosse, etc.)	<input type="checkbox"/> If yes →	<input type="checkbox"/> 1	<input type="checkbox"/> 2	<input type="checkbox"/> 3	<input type="checkbox"/> 4	<input type="checkbox"/> 5	<input type="checkbox"/> 6	<input type="checkbox"/> 7
Martial arts, such as karate, judo, tai chi	<input type="checkbox"/> If yes →	<input type="checkbox"/> 1	<input type="checkbox"/> 2	<input type="checkbox"/> 3	<input type="checkbox"/> 4	<input type="checkbox"/> 5	<input type="checkbox"/> 6	<input type="checkbox"/> 7
Fitness - movement/stretching such as aerobics, yoga, Pilates	<input type="checkbox"/> If yes →	<input type="checkbox"/> 1	<input type="checkbox"/> 2	<input type="checkbox"/> 3	<input type="checkbox"/> 4	<input type="checkbox"/> 5	<input type="checkbox"/> 6	<input type="checkbox"/> 7
Fitness training using cardio and weight training equipment	<input type="checkbox"/> If yes →	<input type="checkbox"/> 1	<input type="checkbox"/> 2	<input type="checkbox"/> 3	<input type="checkbox"/> 4	<input type="checkbox"/> 5	<input type="checkbox"/> 6	<input type="checkbox"/> 7
Attending career/job skills development courses (e.g. resume writing, computer skills, leadership, business writing, etc.)	<input type="checkbox"/> If yes →	<input type="checkbox"/> 1	<input type="checkbox"/> 2	<input type="checkbox"/> 3	<input type="checkbox"/> 4	<input type="checkbox"/> 5	<input type="checkbox"/> 6	<input type="checkbox"/> 7
Attending personal development courses (e.g. continuing education, financial planning, creative writing, baby sitting courses, ESL, etc.)	<input type="checkbox"/> If yes →	<input type="checkbox"/> 1	<input type="checkbox"/> 2	<input type="checkbox"/> 3	<input type="checkbox"/> 4	<input type="checkbox"/> 5	<input type="checkbox"/> 6	<input type="checkbox"/> 7
Organized socials, meals, and events for seniors (e.g. at a Seniors centre)	<input type="checkbox"/> If yes →	<input type="checkbox"/> 1	<input type="checkbox"/> 2	<input type="checkbox"/> 3	<input type="checkbox"/> 4	<input type="checkbox"/> 5	<input type="checkbox"/> 6	<input type="checkbox"/> 7
Camping	<input type="checkbox"/> If yes →	<input type="checkbox"/> 1	<input type="checkbox"/> 2	<input type="checkbox"/> 3	<input type="checkbox"/> 4	<input type="checkbox"/> 5	<input type="checkbox"/> 6	<input type="checkbox"/> 7

B2. What other, if any, recreation and culture activities are your household members currently involved in?

B3. In terms of recreation and culture activities, would you say that your household members are:

- 1 Very active
- 2 Somewhat active
- 3 Not very active
- 4 Not at all active



CONFIDENTIAL

B4. Are there any recreation and culture activities that household members do not take part in now but would like to start doing regularly?

Yes No *If yes, what type of activities would household members like to start doing regularly →* Types of activities to start: _____

B5. If your household members do not participate in recreation and culture activities as often as you would like, why is that? (Choose all that apply)

- Already too busy with other activities
- Children are not old enough yet
- Too many family commitments
- Too many work commitments
- Not enough time generally
- Travel a lot
- Activities too costly
- Poor health
- Current programs/facilities are full
- Existing programs do not meet household schedule(s)
- Facilities in poor condition
- Facilities/programs/services are located too far away
- The right kinds of facilities/programs/services are not available
- Not aware of what is available/do not have enough information
- Not enough facilities/programs/services available
- Not motivated enough to get involved
- There is nothing organized or available
- Other: _____

B6. Please indicate how satisfied or dissatisfied your household members are with the following:

	Very Satisfied	Somewhat Satisfied	Somewhat Dissatisfied	Very Dissatisfied
The affordability of recreation and culture opportunities	<input type="checkbox"/>	<input type="checkbox"/>	<input type="checkbox"/>	<input type="checkbox"/>
The availability of recreation and culture opportunities	<input type="checkbox"/>	<input type="checkbox"/>	<input type="checkbox"/>	<input type="checkbox"/>
The condition of recreation and culture facilities	<input type="checkbox"/>	<input type="checkbox"/>	<input type="checkbox"/>	<input type="checkbox"/>

B7. Please indicate if any of your household members have used or visited the following facilities in the past 12 months. (Choose all that apply) (Note: select schools only if used for extracurricular activities and public recreation)

Used/ Visited	In the M.D.	Used/ Visited	In Taber
<input type="checkbox"/>	Grand Forks Park & Campground	<input type="checkbox"/>	Aquafun Centre
<input type="checkbox"/>	Vauxhall – Lions Park (campground)	<input type="checkbox"/>	Arenas
<input type="checkbox"/>	M.D. of Taber Park	<input type="checkbox"/>	Auditorium
<input type="checkbox"/>	Pathway between the M.D. of Taber Park and the town of Taber	<input type="checkbox"/>	Ken McDonald Memorial Sports Complex (ball diamonds and rectangular fields)
<input type="checkbox"/>	MD Gun/Archery Range	<input type="checkbox"/>	Skatepark
<input type="checkbox"/>	Motocross Track	<input type="checkbox"/>	Trout Pond
<input type="checkbox"/>	In Enchant	<input type="checkbox"/>	Walking trails in town
<input type="checkbox"/>	Enchant Community Centre	<input type="checkbox"/>	Spray park
<input type="checkbox"/>	Enchant Municipal Park	<input type="checkbox"/>	Curling Club
<input type="checkbox"/>	Enchant Seniors Centre	<input type="checkbox"/>	Taber Gymnastic Club
<input type="checkbox"/>	Enchant ball/softball diamond(s)	<input type="checkbox"/>	Parkside Manor Seniors Centre
<input type="checkbox"/>	Enchant Ice Arena	<input type="checkbox"/>	Taber Agriplex
<input type="checkbox"/>	Enchant Golf Course	<input type="checkbox"/>	Taber Golf Course
<input type="checkbox"/>	Enchant Community Library	<input type="checkbox"/>	Taber Archery Range
<input type="checkbox"/>	School gymnasium, sport fields, tracks, etc.	<input type="checkbox"/>	Taber Public Library
<input type="checkbox"/>	In Grassy Lake	<input type="checkbox"/>	Taber Arts and Crafts Centre
<input type="checkbox"/>	Community Hall	<input type="checkbox"/>	Tennis Courts
<input type="checkbox"/>	Arena	<input type="checkbox"/>	Taber Pistol and Revolver Club
<input type="checkbox"/>	Gym (at community hall)	<input type="checkbox"/>	Fitness clubs/gyms/yoga studios/martial arts studios
<input type="checkbox"/>	Grassy Lake ball/softball diamond(s)	<input type="checkbox"/>	School gymnasiums, sport fields, tracks, etc.
<input type="checkbox"/>	Grassy Lake Community Library	<input type="checkbox"/>	In Vauxhall
<input type="checkbox"/>	Centennial Park Municipal Campground	<input type="checkbox"/>	Vauxhall Arena
<input type="checkbox"/>	Archery Club	<input type="checkbox"/>	Curling Club
<input type="checkbox"/>	School gymnasium, sport fields, tracks, etc.	<input type="checkbox"/>	Ball/softball diamonds
<input type="checkbox"/>	In Hays	<input type="checkbox"/>	Outdoor pool
<input type="checkbox"/>	Multipurpose Building (arena)	<input type="checkbox"/>	Vauxhall Golf Course
<input type="checkbox"/>	Hays Library	<input type="checkbox"/>	Tennis courts/pickleball courts
<input type="checkbox"/>	Civic Centre (community hall)	<input type="checkbox"/>	Vauxhall Public Library
<input type="checkbox"/>	Hays Campground	<input type="checkbox"/>	Vauxhall Seniors Centre
<input type="checkbox"/>	Seniors Centre	<input type="checkbox"/>	School gymnasiums, sport fields, tracks, etc.
<input type="checkbox"/>	Hays ball/softball diamond(s)	<input type="checkbox"/>	In Barnwell
<input type="checkbox"/>	Arts & Craft Society	<input type="checkbox"/>	Ball diamond(s)
<input type="checkbox"/>	Hays Chip n' Putt	<input type="checkbox"/>	Skateboard park
<input type="checkbox"/>	School gymnasium, sport fields, track, etc.	<input type="checkbox"/>	Seniors Centre
		<input type="checkbox"/>	Barnwell Library
		<input type="checkbox"/>	Yoga club
		<input type="checkbox"/>	School gymnasiums, sport fields, tracks, etc.



CONFIDENTIAL

B8. The M.D. of Taber and community organizations ensure that residents have access to recreation, culture, and parks programs, services, and facilities. These kinds of opportunities require funds to build, develop, and operate. While some of the funds come from participants, users, or attendees, other funds come from the M.D. of Taber through property taxes. When new facilities are built, the M.D. of Taber needs to find necessary funds, which usually means other community services need to be decreased or property taxes increased. In some cases, the M.D. of Taber contributes capital and operating funds to new facilities developed in neighbouring communities such as Barnwell, Vauxhall, and Taber to ensure that M.D. residents have access.

Please consider the types of activities your household members are currently involved in or would like to engage in and indicate the kinds of additional (new/expanded/redeveloped) indoor or outdoor facilities, if any, that you think are needed to better serve your household. Also, please identify if you think these facilities would be better located within your local area/community or in a neighbouring community such as Barnwell, Taber or Vauxhall.

Note: If you think no additional facilities are needed, please select this box ... 1.

a. Additional Indoor or Outdoor Facilities	b. Preferred location			
	Local area/ community	Barnwell	Taber	Vauxhall
_____	<input type="checkbox"/> 1	<input type="checkbox"/> 2	<input type="checkbox"/> 3	<input type="checkbox"/> 4
_____	<input type="checkbox"/> 1	<input type="checkbox"/> 2	<input type="checkbox"/> 3	<input type="checkbox"/> 4
_____	<input type="checkbox"/> 1	<input type="checkbox"/> 2	<input type="checkbox"/> 3	<input type="checkbox"/> 4
_____	<input type="checkbox"/> 1	<input type="checkbox"/> 2	<input type="checkbox"/> 3	<input type="checkbox"/> 4

B9. (Answer if you identified new facilities in B8, otherwise go to C1.) To develop new facilities, the M.D. would need to find ways to help raise funds and operate them. One possible method would be to have residents volunteer to raise funds or operate the facilities. For the initiatives you identified in B8, how interested would your household members be to volunteer to raise funds or operate. (based on a scale of 1 being definitely interested and 9 being not at all interested)?

<u>Definitely interested</u>		<u>Not at all interested</u>
1 <input type="checkbox"/>	2 <input type="checkbox"/> 3 <input type="checkbox"/> 4 <input type="checkbox"/> 5 <input type="checkbox"/> 6 <input type="checkbox"/> 7 <input type="checkbox"/> 8 <input type="checkbox"/>	9 <input type="checkbox"/>

C. Volunteering for Recreation and Culture

C1. In the past 12 months, have your household members volunteered for any recreation, culture, or parks organizations?

- 1 Yes
- 2 No (go to Question C4 on the next page)

C2. (if your household members volunteered) For which of the following have household members volunteered in the past 12 months? (Choose all that apply)

- | | |
|---|---|
| <input type="checkbox"/> Sport or recreation organizations | <input type="checkbox"/> Recreation and Culture Board, community association |
| <input type="checkbox"/> Arts or cultural organizations | <input type="checkbox"/> Children or youth organizations (e.g. 4-H, Scouts, Guides, etc.) |
| <input type="checkbox"/> Community helping programs (e.g. food bank, home delivered meal service, etc.) | <input type="checkbox"/> Places of worship (e.g. church, mosque, temple, synagogue, etc.) |
| <input type="checkbox"/> Service clubs (e.g. Lions, Elks, Rotary, etc.) | <input type="checkbox"/> School/education programs |
| | <input type="checkbox"/> Other: _____ |

C3. Please estimate the number of hours that your household members have volunteered for organizations in the following communities in the past 12 months.

<u># of hours</u>	M.D. of Taber and hamlets (such as Grassy Lake, Hays, Enchant, Johnson's Addition, and Purple Springs)	<u># of hours</u>	Taber
_____	Barnwell	_____	Lethbridge
_____	Vauxhall	_____	Other locations



CONFIDENTIAL

C4. Generally, how interested would your household members be in volunteering (more often) for recreation, culture, or parks organizations (such as Recreation Boards, community halls, seniors centres, libraries, ice rinks, ball diamonds, cemeteries, campgrounds, etc.) that operate in... (based on a scale of 1 being definitely interested and 9 being not at all interested)

	1 Definitely interested	2	3	4	5	6	7	8	9 Not at all interested
The M.D. of Taber and hamlets (Grassy Lake, Hays, Enchant, Purple Springs, Johnson's Addition)	<input type="checkbox"/>	<input type="checkbox"/>	<input type="checkbox"/>	<input type="checkbox"/>	<input type="checkbox"/>	<input type="checkbox"/>	<input type="checkbox"/>	<input type="checkbox"/>	<input type="checkbox"/>
Neighbouring communities such as Barnwell, Vauxhall, and Taber	<input type="checkbox"/>	<input type="checkbox"/>	<input type="checkbox"/>	<input type="checkbox"/>	<input type="checkbox"/>	<input type="checkbox"/>	<input type="checkbox"/>	<input type="checkbox"/>	<input type="checkbox"/>

C5. (if you chose 1 to 4 for statements in C4.) For what reasons, if any, would you be willing to volunteer (more often) for recreation, culture, or parks organizations in ...

The M.D. of Taber and hamlets..... _____

Neighbouring communities such as
 Barnwell, Vauxhall, and Taber..... _____

C6. If your household members participated in recreation and culture activities that required a volunteer contribution, would you prefer to provide volunteer time or provide a monetary donation in place of volunteer time?

- Volunteer time
- Monetary donation in the place of volunteer time
- Not at all interested

D. Public Recreation Issues

D1. There are a few issues that the M.D. of Taber needs to consider over the next few years including the funding of public recreation. Financial support and funding refers to paying the costs of programs and service and building, maintaining and/or operating facilities.

Please indicate the extent to which you agree or disagree with the following.

	Strongly agree	Somewhat agree	Somewhat Disagree	Strongly Disagree
The M.D. should continue to financially support community organizations that provide recreation, culture, and parks programs, services, and facilities to ensure that residents have access to activities, events, and opportunities	<input type="checkbox"/>	<input type="checkbox"/>	<input type="checkbox"/>	<input type="checkbox"/>
The M.D. should consider providing more funding to existing recreation, culture, and parks programs, services, and facilities that serve M.D. of Taber residents, even if it means property taxes will increase for M.D. of Taber residents	<input type="checkbox"/>	<input type="checkbox"/>	<input type="checkbox"/>	<input type="checkbox"/>
The M.D. should consider reducing funding to existing recreation, culture, and parks programs, services, and facilities that serve M.D. of Taber residents, even if it means fewer programs, services, and facilities are available to residents	<input type="checkbox"/>	<input type="checkbox"/>	<input type="checkbox"/>	<input type="checkbox"/>

D2. If you had \$100 to spend to ensure that public recreation, culture, and parks programs, services, and facilities were available, how much would you allocate to the following ...

Organizations located in the M.D. of Taber and hamlets
 (Grassy Lake, Hays, Enchant, Purple Springs, Johnson's Addition) \$ _____

Organizations located in Barnwell, Vauxhall, and Taber \$ _____

(Please be sure that your allocations add up to \$100) \$100.00 Total



CONFIDENTIAL

D3. The M.D. of Taber supports public recreation in the M.D., as well as in Taber, Vauxhall, and Bamwell. Annually, approximately \$1.8 million is used to support public recreation, culture, and parks programs, services and facilities. Most recreation organizations that receive funding have been provided a similar level of funding from the M.D. of Taber for the past number of years.

a. Would your household be willing to pay more in residential taxes so that residents can continue to access the same level of public recreation, culture, and parks opportunities in the future?

- Yes
- No – **SKIP TO D4**

b. (If yes to D3.a) How much more in additional annual property taxes would your household be willing to pay in support of funding public recreation, culture, and parks?

\$ _____

D4. How do you currently receive information about recreation and culture programs, services, and facilities in and around the M.D. of Taber? (Choose all that apply)

- 1 M.D. of Taber website
- 4 Other municipal websites
- 7 Newspapers (specify) _____
- 2 M.D. of Taber Newsletter
- 5 The Internet generally
- 8 Radio stations (specify) _____
- 3 School newsletters
- 6 Family and friends
- 9 Other: _____

D5. How would you prefer to receive information about recreation and culture programs, services, and facilities in and around the M.D. of Taber? (Choose all that apply)

- 1 M.D. of Taber website
- 4 Other municipal websites
- 7 Newspapers (specify) _____
- 2 M.D. of Taber Newsletter
- 5 The Internet generally
- 8 Radio stations (specify) _____
- 3 School newsletters
- 6 Family and friends
- 9 Other: _____

D6. Please provide other comments/suggestions you would like about the issues that have been presented in this questionnaire?

E. General Demographic Information

This last section of the questionnaire will help us understand characteristics of M.D. of Taber residents. All of your answers will be grouped with those provided by other participants. All of your answers will be kept strictly confidential.

E1. Including yourself, how many household members are in the following age groups?

(Please differentiate between male and female and indicate the number of household members for each category)

	Male	Female		Male	Female
Newborn to 4 years....	_____	_____	35 to 44 years.....	_____	_____
5 to 9 years.....	_____	_____	45 to 54 years.....	_____	_____
10 to 14 years.....	_____	_____	55 to 64 years.....	_____	_____
15 to 19 years.....	_____	_____	65 to 74 years.....	_____	_____
20 to 24 years.....	_____	_____	75 to 84 years.....	_____	_____
25 to 34 years.....	_____	_____	85 years or older....	_____	_____

E2. Which of the following most closely describes your household?

- 1 Couple - with children living at home
- 3 Single parent household
- 5 Living with roommate(s)
- 2 Couple - without children living at home
- 4 Living alone
- 6 Living with extended family

E3. Have any of your household members immigrated to Canada?

- 1 Yes -> *If yes* From what countries have your _____
- 2 No household members immigrated? _____

On behalf of the M.D. of Taber, thank you for taking the time to participate in this important survey.



Survey Deadline Extension Notice Sent to Ratepayers



M.D. of Taber Recreation Master Plan Survey **Response Deadline Extended to July 26, 2019**

Dear M.D. of Taber Resident:

The M.D. of Taber is conducting a Community Survey to help Council make decisions about future public recreation, culture, and parks initiatives. The deadline to respond to the survey has been extended to July 26, 2019.

A survey package was mailed to your household in early June for the survey. If you still have the package, we encourage you to complete the questionnaire and send it to us in the postage-paid self addressed envelope.

If you haven't received the package or misplaced it, you can still participate. You can go to www.yourviews.ca/mdtaber.htm and complete the questionnaire online.

The community response to the survey has been great. The number of responses that have come in from residents is similar to what we experience in other communities. However, quite a few responses have come in close to or after the survey deadline. So, we are extending the response deadline to make sure everyone has ample opportunity to participate in the survey.

Your participation in the survey is important. The M.D. of Taber supports many public recreation facilities, programs, and services and operates parks throughout the community. The higher the response is to the survey, the better the decisions will be about M.D. priorities for public recreation over the next five to ten years.

HarGroup Management Consultants, an independent research firm, has been engaged to conduct the survey. Should you have any questions about this survey, or require assistance to complete this questionnaire, please call HarGroup Management Consultants, at 1-877-431-5002 (toll free), Monday to Friday, 9:00 am to 5:00 pm. You can also contact HarGroup by e-mail at mdtrecreation@hargroup.ca.

We thank you in advance for participating in this very important survey. We look forward to hearing from you!

Sincerely,

HarGroup Management Consultants

Jon Hartenberger, M.B.A., C.M.R.P., C.M.C.
Principal

How to Participate:

- If you have received the survey package in the mail, you can complete the questionnaire and return it in the postage paid self-addressed envelope.
- You can also go to the following website and complete the questionnaire online:

www.yourviews.ca/mdtaber.htm

Your Access Code is:

NNNNNN

Reasons to Participate:

- **Your opinion counts.** You have a stake in your community. Council will be making decisions about how tax dollars are spent based on the survey results.
- **All residents benefit from the survey.** Whether it is children being able to participate in sports or culture activities, seniors having facilities for social functions, or adults having access to fitness services, the M.D. needs to know what is important to residents.
- **You have a chance to win a \$100 gift card.** The M.D. of Taber is pleased to offer a prize draw for participants to win one of three \$100 gift cards for responding to the survey.



Additional Information

Use of Time - Canadians Living in Western Prairie Provinces - 2015														
	Daily Average Time (Hours)													
	15 years and over		15 to 24 years		25 to 34 years		35 to 44 years		45 to 54 years		55 to 64 years		65 years and over	
	Hrs	%	Hrs	%	Hrs	%	Hrs	%	Hrs	%	Hrs	%	Hrs	%
Civic, religious and organizational activities ¹	0.2	5	F	F	0.2	7	0.1	4	0.2	6	0.2	5	0.3	5
Active sports and events ²	0.5	13	0.7	18	0.4	13	0.4	15	0.4	13	0.3	7	0.4	7
Active leisure - arts and hobbies, leisure activities or writing ³	0.3	8	0.4	10	0.3	10	0.2	7	0.3	10	0.3	7	0.5	9
Passive Leisure - Reading or listening to music ⁴	0.3	8	F	F	0.1	3	0.2	7	0.3	10	0.3	7	0.8	14
Subtotal	1.3	34	1.1	28	1.0	33	0.9	33	1.2	39	1.1	26	2.0	35
Active Leisure - Use of technology ³	0.6	16	1.3	33	0.6	20	0.3	11	0.3	10	0.5	12	0.5	9
Passive leisure - Watching television or videos ⁴	1.9	50	1.6	40	1.4	47	1.5	56	1.6	52	2.6	62	3.2	56
Subtotal	2.5	66	2.9	73	2	67	1.8	67	1.9	61	3.1	74	3.7	65
Total	3.8	100	4.0	100	3.0	100	2.7	100	3.1	100	4.2	100	5.7	100

Source: Statistics Canada - General

¹Civic, religious and organizational activities include voluntary work for an organisation, religious activities, voting, jury duty, coaching or administering sports.

²Active sports includes exercising, organized recreational sports, competitive sports (indoor or outdoor), outdoor sports (non-competitive) such as skiing, skating, swimming, tennis, football, baseball, outdoor activities such as fishing, hunting.

³Passive leisure includes Reading online or paper version books, periodicals, newspaper, letters, watching television or videos, listening to music or radio.

⁴Active leisure includes drawing, painting, crafting, playing an instrument, dancing, collecting, knitting, photography, board and card games, gambling, walking, pleasure driving, birdwatching, writing such as letters, cards, books, poems, general computer use, video games, Internet, art or music production.

Peceived Activity Levels - M.D. of Taber Survey							
	Family Life Stage (n=271)						Total
	Young Adults	Early Nest	Nest with Youth	Late Nest	Mid-aged Adults	Seniors	
Very active	20%	34%	30%	6%	13%	2%	20%
Somewhat	73%	42%	56%	61%	54%	40%	50%
Not very active	7%	20%	13%	28%	30%	29%	22%
Not at all active	0%	4%	2%	6%	3%	29%	7%
Total	100%	100%	100%	100%	100%	100%	100%

Peceived Activity Levels - M.D. of Taber Survey			
	Immigrated from Mexico		Total
	Yes	No	
Very active	18.5%	19.6%	19.5%
Somewhat active	22.2%	52.5%	49.8%
Not very active	48.1%	20.0%	22.5%
Not at all active	11.1%	7.9%	8.1%
Total	100.0%	100.0%	100.0%

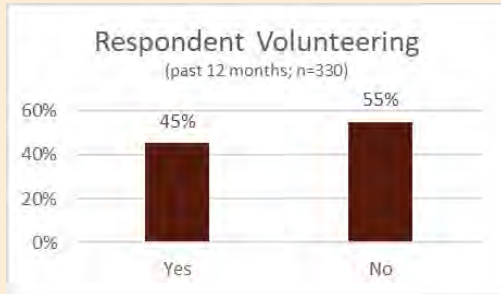
Barriers to Recreation				
Barriers		% of Respondents		
		All (n=333)	Interested in Starting Activity (n=85)	Interested in Starting Fitness Activity (n=20)
Other Interests/ Priorities	Not enough time generally	39	44	33
	Already too busy with other activities	36	27	17
	Too many work commitments	23	24	18
	Too many family commitments	15	11	17
	Travel a lot	11	16	6
	Children are not old enough yet	11	17	28
Program/ Facility Accessibility	Facilities/programs/services are located too far away	12	19	35
	The right kinds of facilities/programs/services are not available	10	19	34
	Existing programs do not meet household schedule(s)	10	17	19
	Not aware of what is available/do not have enough information	8	13	20
	Current programs/facilities are full	4	11	9
	Not enough facilities/programs/services available	4	7	13
	There is nothing organized or available	3	5	13
Social Inclusion Challenges	Facilities in poor condition	3	3	6
	Activities too costly	16	27	30
Lack of Interest	Poor health	8	8	6
	Not motivated enough to get involved	8	4	0



		Facilities Used							Total
		Division							
		1	2	3	4	5	6	7	
		[1-35]	[1-55]	[1-67]	[1-45]	[1-38]	[1-48]	[1-34]	
Population		17	17	21	13	9	12	11	100
Average		17	24	21	18	7	6	6	100
In the M.D.	M.D. of Taber Park	19	20	26	17	5	4	10	100
	Pathway between the M.D. of Taber Park and the	21	34	16	26	1	1	1	100
	Grand Forks Park & Campground	12	8	61	16	0	2	0	100
	MD Gun/Archery Range	3	46	11	26	6	3	0	100
	Vauxhall - Lions Park (campground)	7	0	3	17	28	17	28	100
	Motocross Track	36	36	3	3	0	3	0	100
	Average	2	1	7	2	9	68	11	100
In Enchant	Enchant Municipal Park	3	5	8	8	12	44	19	100
	Enchant ball/softball diamond(s)	0	3	38	0	8	38	14	100
	Enchant Community Centre	0	0	0	0	6	75	19	100
	Enchant Golf Course	4	0	0	4	20	60	12	100
	Enchant Community Library	0	0	0	0	5	95	0	100
	Enchant Seniors Centre	0	0	0	0	0	88	13	100
	School gymnasium, sport fields, tracks, etc.	7	0	0	7	21	50	14	100
	Enchant Ice Arena	0	0	3	0	0	31	0	100
	Average	4	5	32	8	0	0	0	100
In Grassy Lake	Community Hall	2	10	75	10	0	0	4	100
	Grassy Lake ball/softball diamond(s)	0	10	77	13	0	0	0	100
	Grassy Lake Community Library	0	0	36	0	4	0	0	100
	School gymnasium, sport fields, tracks, etc.	10	0	81	10	0	0	0	100
	Gym (at community hall)	0	0	34	6	0	0	0	100
	Centennial Park Municipal Campground	0	0	34	6	0	0	0	100
	Archery Club	22	22	56	0	0	0	0	100
	Arena	0	0	80	20	0	0	0	100
	Average	2	1	0	1	87	2	7	100
In Hays	Civic Centre (community hall)	0	0	0	0	78	4	19	100
	Multipurpose Building (arena)	0	0	0	5	77	5	14	100
	Hays Campground	0	5	0	0	80	0	15	100
	Seniors Centre	0	0	0	0	100	0	0	100
	Hays Library	0	0	0	0	34	6	0	100
	Hays ball/softball diamond(s)	0	0	0	0	33	7	0	100
	School gymnasium, sport fields, track, etc.	18	0	0	0	64	0	18	100
	Hays Chip n' Putt	0	0	0	0	100	0	0	100
	Arts & Craft Society	0	0	0	0	100	0	0	100
	Average	21	32	14	21	4	4	4	100
In Taber	Aquafun Centre	22	23	19	20	4	4	3	100
	Arenas	22	28	20	20	3	3	3	100
	Walking trails in town	30	30	15	23	2	1	0	100
	Auditorium	20	33	16	23	1	1	6	100
	Taber Agriplex	20	26	11	23	3	4	1	100
	Trout Pond	31	34	10	22	1	1	1	100
	Taber Public Library	24	27	21	19	5	1	2	100
	Ken McDonald Memorial Sports Complex (ball	21	30	15	19	5	5	6	100
	Spray park	27	22	24	12	5	5	5	100
	School gymnasiums, sport fields, tracks, etc.	24	34	15	15	5	4	3	100
	Taber Golf Course	20	25	14	28	6	5	3	100
	Fitness clubs/gyms/yoga studios/martial arts stu	22	38	11	22	0	2	5	100
	Curling Club	24	32	7	17	10	5	5	100
	Taber Gymnastic Club	28	36	10	15	8	3	0	100
	Parkside Manor Seniors Centre	11	37	14	23	3	3	3	100
	Skatepark	24	36	12	20	4	4	0	100
	Taber Pistol and Revolver Club	8	75	0	8	0	8	0	100
	Taber Arts and Crafts Centre	17	17	33	17	0	8	8	100
	Taber Archery Range	18	27	0	45	0	9	0	100
Tennis Courts	14	23	14	23	0	0	14	100	
Average	1	7	4	10	26	23	29	100	
In Vauxhall	Vauxhall Arena	0	17	8	11	17	21	27	100
	Ball/softball diamonds	0	13	20	2	17	24	24	100
	Outdoor pool	0	7	3	19	21	16	28	100
	Vauxhall Golf Course	3	13	0	8	23	25	30	100
	School gymnasiums, sport fields, tracks, etc.	5	5	0	16	22	16	35	100
	Curling Club	0	3	0	4	30	26	30	100
	Vauxhall Public Library	0	0	0	5	21	26	47	100
	Vauxhall Seniors Centre	0	0	0	0	46	38	15	100
Tennis courts/pickleball courts	0	0	0	25	38	13	25	100	
Average	37	14	23	24	2	0	0	100	
In Barnwell	School gymnasiums, sport fields, tracks, etc.	50	50	0	0	0	0	0	100
	Barnwell Library	54	7	23	7	4	0	0	100
	Seniors Centre	50	0	30	20	0	0	0	100
	Ball diamond(s)	25	13	63	0	0	0	0	100
	Skateboard park	0	0	0	100	0	0	0	100
	Yoga club	41	17	17	17	7	0	0	100

More than +28X difference from population

Between -18X and up to +28X difference from population



Volunteering for Recreation and Culture In the past 12 months

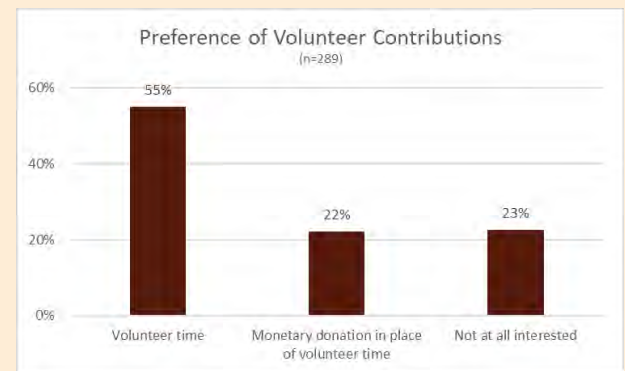
	Immigration from Mexico	
	Yes (n=31)	No (n=298)
Yes	19	48
No	81	52
Total	100	100

Volunteering for Recreation and Culture In the past 12 months

	DIVISIONS							Total
	1 (n=55)	2 (n=56)	3 (n=65)	4 (n=45)	5 (n=31)	6 (n=40)	7 (n=34)	
Yes	49	45	26	38	71	55	50	45
No	51	55	74	62	29	45	50	55
Total	100	100	100	100	100	100	100	100

Reasons for Interest in Additional Volunteering

	M.D. of Taber and Hamlets (n=57)	Neighbouring Communities (n=50)
Want to keep things going in the community	33	7
General willingness to volunteer	19	12
If more facilities/programs become available close to home	15	3
To be involved in community/with neighbours	14	8
Where (kids) activities are located	14	47
Value volunteerism/give back to the community	6	20
Already in the community (work/kids' school)	0	2
Total	100	100



Need for Facilities

	Family Life Stage (% of Respondents)						Total (n=289)
	Young Adults (n=16)	Early Nest (n=75)	Nest with Youth (n=58)	Late Nest (n=19)	Mid-aged Adults	Seniors (n=56)	
No facilities needed	75	33	41	21	46	46	42
Did not answer	6	15	22	42	31	45	27
Facilities Identified	19	52	36	37	23	9	31
Total	100	100	100	100	100	100	100

Need for Facilities

	Activity Levels (% of Respondents)				Total (n=307)
	Very active (n=60)	Somewhat active (n=153)	Not very active (n=69)	Not at all active	
No facilities needed	25	46	54	32	43
Did not answer	25	22	32	68	29
Facilities Identified	50	31	14	0	29
Total	100	100	100	100	100



New/Expanded/Redeveloped Facilities Needed					
(n=37)					
	% of Responses				
	% of Responses	Local area/ community	Barnwell	Taber	Vauxhall
Totals	100	26	3	60	11
Trails/pathways	13	7	1	4	1
Upgrade/more Taber Arena/rinks	11	0	0	11	0
Indoor soccer (box lacrosse) facility	11	1	0	9	1
Recreation/multi-use centre (pools, fitness gym, studios, rinks, indoor track, indoor fields, etc.)	7	0	0	7	0
Indoor tracks	7	0	0	6	1
Fitness gym	5	2	1	0	2
Ice rink	5	4	1	0	0
Theatre/performing arts centre	4	0	0	4	0
Spraypark	3	3	0	0	0
Bike park	3	3	0	0	0
Repair to Vauxhall arena/curling/community centre	2	0	0	0	2
More campgrounds	2	0	0	2	0
Playground	2	1	0	0	1
Bus service	1	0	0	0	1
Swimming pool/new pool	1	0	0	1	1
Relocate/reno Agriplex	1	0	0	1	0
Outdoor swimming pool	1	0	0	1	0
Bouldering/climbing wall	1	0	0	1	0
Daycare facilities (affordable)	1	0	0	1	1
Reunion centre	1	1	0	0	0
Trout pond to be swimmable	1	0	0	1	0
Skeet trap range	1	1	0	0	0
Racquetball centre	1	0	0	1	0
More seniors activities	1	0	0	1	0
More plug ins at campground	1	1	0	0	0
More available seating	1	1	0	0	0
Indoor tennis	1	0	0	1	0
Fishing docks	1	1	0	0	0
Drive in movie theatre	1	0	0	1	0
Yoga	1	1	0	0	0
Improve diamonds	1	0	0	1	0
Improve showers at pool	1	0	0	1	0
Better facility for horseback riding	1	0	0	1	0
Indoor baseball facility	1	0	0	1	0
Mom & tot classes	1	1	0	0	0
Youth activity centre	1	0	0	1	0
More swimming lessons	1	0	0	1	0
Indoor playground	1	0	0	1	0
Cheaper gymnastics	1	0	0	1	0
Improve stage at MD of Taber Park	1	0	0	1	0
Irrigation/agriculture Museum	1	0	0	1	0
Movie theatre	1	0	0	1	0
Better river access for boats	<1	<1	0	0	0
Fitness studio	<1	0	0	<1	0
Lawn bowling	<1	0	0	<1	0
More early childhood development programs	<1	0	<1	0	0
Pickleball courts	<1	0	0	0	<1
Seniors centre	<1	0	0	<1	0
Tennis courts	<1	0	<1	0	0



New/Expanded/Redeveloped Facilities Needed	Immigrated from Mexico (%)	
	Yes (n=10)	No (87)
	Fitness gym	23
Ice rink	23	3
More campgrounds	23	1
Trails/pathways	23	11
Improve diamonds	8	0
	100	19

	Willingness to Pay More Property Taxes			
	% of Respondents			
	Very active (n=56)	Somewhat active (n=144)	Not very active (n=65)	Not at all active (n=25)
Yes	42	27	17	4
No	58	73	83	96
Total	100	100	100	100